


ZONE 01 - PIT 8 & 9 LIFELINE SUPPORT LEVEL LAYOUT (PHASE 1)

SCALE:1 : 75

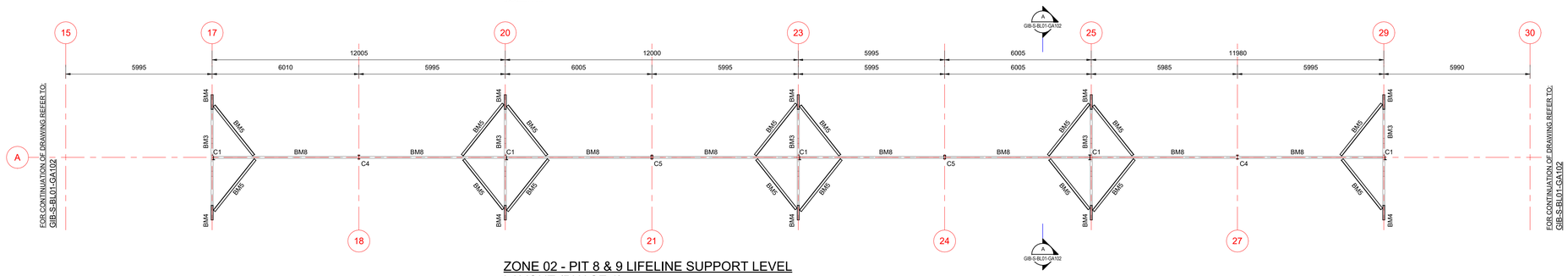


ZONE 02 - PIT 8 & 9 LIFELINE SUPPORT LEVEL LAYOUT (PHASE 1)

SCALE:1 : 75

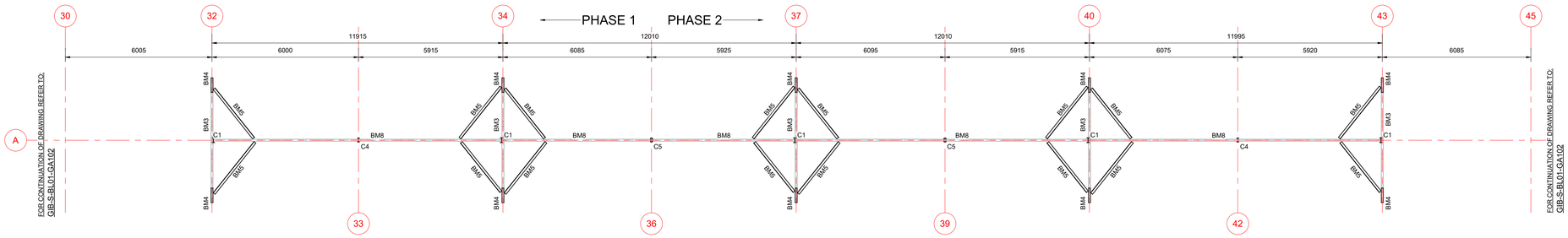


ZONE 03 - PIT 8 & 9 LIFELINE SUPPORT LEVEL LAYOUT (PHASE 1 & 2)

SCALE:1 : 75

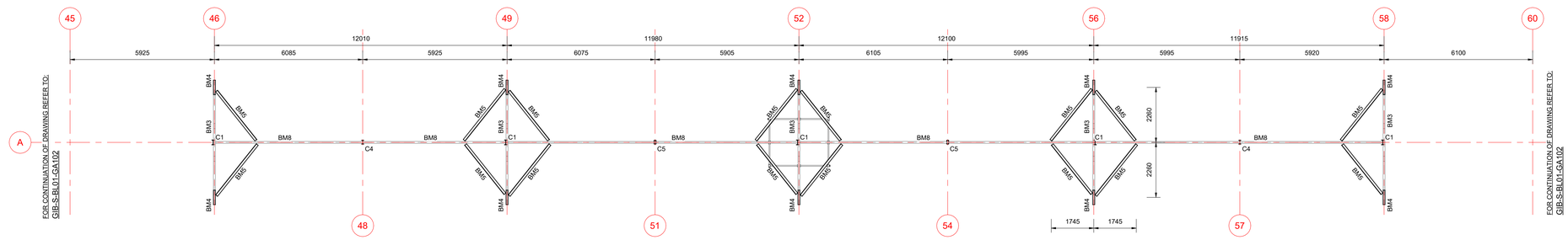


ZONE 04 - PIT 8 & 9 LIFELINE SUPPORT LEVEL LAYOUT (PHASE 2)

SCALE:1 : 75

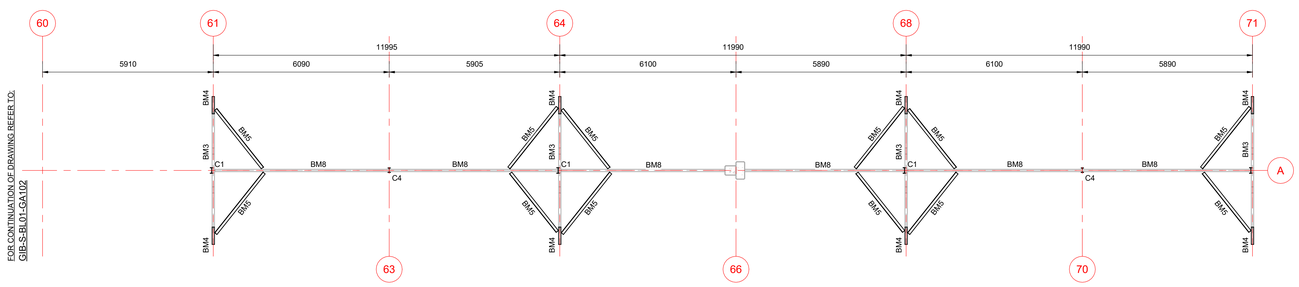


ZONE 05 - PIT 8 & 9 LIFELINE SUPPORT LEVEL LAYOUT (PHASE 2)

SCALE:1 : 75

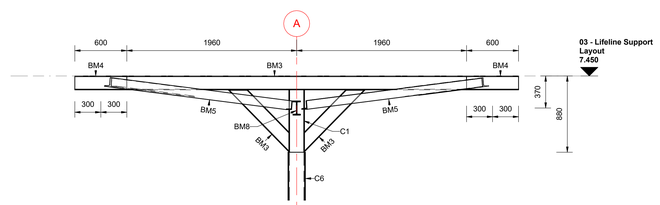


SECTION A-A

SCALE: 1 : 25

## BEAM SCHEDULE

| TYPE MARK | TYPE NAME | MEMBER PHASE |
|---|---|---|
| BM1 | IPE140 BEAM | EXISTING STEEL MEMBER |
| BM2 | 225x75x20x2.5 CFLP BEAM | EXISTING STEEL MEMBER |
| BM3 | IPE160 BEAM | EXISTING STEEL MEMBER |
| BM4 | IPE160 EXTENTION BEAM | NEW STEEL MEMBER |
| BM5 | 100x100x8L BRACING | NEW STEEL MEMBER |
| BM6 | 203x133x25 UB NEW BEAM | NEW STEEL MEMBER |
| BM7 | 152.4x3.0 CHS BEAM | NEW STEEL MEMBER |
| BM8 | IPE160 EXISTING BEAM | EXISTING STEEL MEMBER |
| BM9 | 180x75x20PFC BEAM | NEW STEEL MEMBER |
| BM10 | 180x75x20PFC SLANTED BEAM | NEW STEEL MEMBER |
| BM11 | 203x133x25 UB STRUT | NEW STEEL MEMBER |
| BM12 | IPE180 BEAM | NEW STEEL MEMBER |

## COLUMN SCHEDULE

| TYPE MARK | TYPE NAME | MEMBER PHASE |
|---|---|---|
| C1 | IIPE180 COLUMN | EXISTING STEEL MEMBER |
| C2 | IIPE160 COLUMN | EXISTING STEEL MEMBER |
| C3 | 305x165x40UB NEW COLUMN | NEW STEEL MEMBER |
| C4 | IPE160 NEW COLUMN | NEW STEEL MEMBER |
| C5 | 160x80x4RHS NEW COLUMN | NEW STEEL MEMBER |
| C6 | IIPE200 NEW COLUMN | NEW STEEL MEMBER |


**ALL DIMENSIONS AND LEVELS ARE TO BE VERIFIED ON SITE BY THE CONTRACTOR BEFORE COMMENCING ANY WORK.**

This document and all the information thereon remains the property of GIBB (Pty) Ltd. and may not be copied, reproduced or transmitted in part or in full without the written consent of GIBB (Pty) Ltd. This document should not be relied on nor used in circumstances other than those for which it was originally prepared and for which GIBB (Pty) Ltd. was commissioned, as defined on this document. Refer to the contract for full terms and conditions.

GIBB (Pty) Ltd. shall not be liable for the consequences of using this document other than for the purpose for which it was commissioned. Any user and any other person using or relying on the document for such other purpose, will by such use or reliance be taken to confirm his agreement to indemnify GIBB (Pty) Ltd. for all loss or damage resulting there from.


ON ORIGINAL

0 5 10 15 20 30 40 50 60 70 80 90mm

GENERAL NOTES:

FOR GENERAL NOTES REFER TO DRAWING J42000_33-GIB-S-BL-GA001

**ISSUED FOR TENDER**

| No | Date | Details | Chkd | Appd |
|---|---|---|---|---|
| B | 2026-10-29 | ISSUED FOR TENDER | N.P | M.DP |
| A | 2026-10-08 | ISSUED FOR TENDER | N.P | M.DP |

Revisions


Client
Be moved
prasa PASSENGER RAIL AGENCY OF SOUTH AFRICA
Umjantshi House 30 Wolmarans Street BRAAMFONTEIN
Private Bag X101 BRAAMFONTEIN, 2017
Tel +27 (0)11 013 1667

Architect
N/A

GIBB INFRASTRUCTURE & TRANSPORTATION
Head Office - Johannesburg
3rd Floor, Building A
19th Ninth Street, Houghton Estate
Rosebank, 2196


Project
BRAAMFONTEIN ROLLING STOCK PROVISION OF EMU SAFE ROOF ACCESS

Description
STRUCTURES
PIT 8 & 9 - LIFELINE SUPPORT LAYOUT

Approved By
M. Du PLOOY Pr Eng. Tech 2015703355

| Drawn By | Designed By | Reviewed By |
|---|---|---|
| Z. SIKADE | N. PILLAY | M. DU PLOOY |

| Scale | Date |
|---|---|
| AS INDICATED | 2026/10/29 |

PRASA Dwg. No
Rev: B
Project No
GIBB Dwg. No
J42000_33 - GIB-S-BL01-GA102


C:\Users\zsikade\OneDrive - gibb.co.za\Documents\...\Braamfontein\42000_33 - PF BRH DEPOT TRAIN ROOF ACCESS.rvt